



**WASHINGTON
STATE
KITCHEN & BATH**

*Remodel, Addition and
New Construction Experts*



Finally! Home improvement the way YOU want it!

Design Planning Guide

"If something's worth doing, it's worth doing right."




Custom Cabinetry

1.800.935.5524

www.wskgroupinc.com

Financing O.A.C.



Date _____

CONTACT INFORMATION

Client Name _____

Client Phone/Cell _____ Client Email Address _____

Client Phone/Cell _____ Client Email Address _____

Please supply best phone number to be reached at for consultation _____

BUDGET / PROJECT INFORMATION

ROOM	DOOR STYLE	WOOD TYPE	STAIN	GLAZE	DISTRESSING

Please include full names in table--no codes or abbreviations. Approximate installation date _____

Construction option: Box Construction _____ Drawer Constructon _____

Drawer Glides _____ Door/Drawer Closing Option _____

Project type: Remodel New Construction

Countertops: Granite Corian Tile P-Lam Quartz Other _____

Lighting: Under Cabinet Hanging Other _____

Backsplash: Low Full Material: _____

Flooring: Wood Harwood Tile Other _____

Other Construction: Move Walls Soffits Other _____ Texture & Paint? Y N

We want to be prepared to design within your budget, as that will minimize the time needed to make revisions.

What is your budget range for this project? _____ Do you need information about financing? _____

YOUR INFORMATION

How many people in family? _____ Ages of children: _____

Primary cook's height: _____ Right-handed Left-handed

Secondary cook's height: _____ Right-handed Left-handed

Disability/medical considerations: _____

Please check one: I want an eating area in the kitchen I have a separate dining room

Do you entertain frequently? No Yes, Formally Yes, Informally

Other activities that take place in kitchen: Homework Hobbies Bill Paying/Filing Canning Laundry

Storage needs: Recycling Large Pots & Pans Wine Bulk Food Items Collectibles/China

identify your kitchen needs

STORAGE OPTIONS

CHECK THE STORAGE OPTIONS YOU WOULD LIKE TO INCLUDE:*

- | | | | |
|---|---|---|--|
| <input type="checkbox"/> A. Base Pantry | <input type="checkbox"/> F. Box Column Pullout | <input type="checkbox"/> K. Base Easy Access | <input type="checkbox"/> P. Cutlery Insert Wood Insert |
| <input type="checkbox"/> B. Pegged Drawer Organizer | <input type="checkbox"/> G. Sink Base SuperCabinet™ | <input type="checkbox"/> L. Wall Easy Access | <input type="checkbox"/> Q. Cookbook Recipe Organizer |
| <input type="checkbox"/> C. Wall Message Center | <input type="checkbox"/> H. Pantry Pullout | <input type="checkbox"/> M. Segmented Super Susan | <input type="checkbox"/> R. Cookbook Rack |
| <input type="checkbox"/> D. Base Pantry Pullout | <input type="checkbox"/> I. Spice Rack | <input type="checkbox"/> N. Recycling Cabinet | <input type="checkbox"/> S. Base Roll Tray Divider |
| <input type="checkbox"/> E. Pots and Pans Solutions | <input type="checkbox"/> J. Toekick Drawer | <input type="checkbox"/> O. Wastebasket Cabinet | <input type="checkbox"/> T. Deep Bin Lazy Susan |



EMBELLISHMENTS

WHAT EMBELLISHMENTS/ACCESSORIES WOULD YOU LIKE TO INCLUDE:*

- | | | | |
|--|--|---|---|
| <input type="checkbox"/> A. Apothecary/Spice Drawers | <input type="checkbox"/> G. Breadbox | <input type="checkbox"/> L. Resin/Glass Inserts | <input type="checkbox"/> Decorative Hearth |
| <input type="checkbox"/> B. Wine Rack/Wine Cubes | <input type="checkbox"/> H. Interior Cabinet Lighting | <input type="checkbox"/> Bookcases | <input type="checkbox"/> Decorative Legs/Feet |
| <input type="checkbox"/> C. Sliding Towel Rack | <input type="checkbox"/> I. Under/Above-the-Cabinet Lighting | <input type="checkbox"/> China Display Cabinet | <input type="checkbox"/> Decorative Overlays |
| <input type="checkbox"/> D. Sliding Vegetable Bin | <input type="checkbox"/> J. Mullion Doors | <input type="checkbox"/> Corbels | <input type="checkbox"/> Decorative Range Hood |
| <input type="checkbox"/> E. Wine Glass Holder | <input type="checkbox"/> K. Prep for Glass Doors | <input type="checkbox"/> Decorative Fluting | <input type="checkbox"/> Roll Trays/Sliding Shelves |
| <input type="checkbox"/> F. Built-in Microwave Cabinet | | <input type="checkbox"/> Decorative Hardware | <input type="checkbox"/> Spice Rack |



*Please see your kitchen designer for availability. All items shown on this page are not available in ALL cabinet brands nor are they exact representation for all brands. Not all options shown.

identify your kitchen needs

MOULDING OPTIONS

CHECK THE MOULDING OPTIONS YOU WOULD LIKE TO INCLUDE:*


- A. Tall Moulding Stack
- B. Short Moulding Stack
- C. Traditional Crown with Rope
- D. Shaker Stack
- E. Cornice Crown Moulding
- F. Shaker Crown
- G. Arts & Crafts
- H. 3" Crown Moulding
- I. Georgian Crown with Dentil
- J. Classic Crown Moulding
- K. Decorative Light Rail
- L. Base Moulding
- Custom
- Other (Please Specify) _____
- None



CORNER OPTIONS

CHECK THE WALL CORNER OPTION THAT YOU WOULD PREFER:*

- A. Diagonal Wall w/ Lower Door
- B. Diagonal Wall w/Tambour & Lazy Susan
- C. Diagonal Wall w/ Tambour
- D. Diagonal Wall
- E. Easy Reach Wall
- Diagonal Wall w/Lazy Susan



CHECK THE BASE CORNER OPTION THAT YOU WOULD PREFER:*

- F. Diagonal Base Cabinet
- G. Segmented Super Susan
- H. Sink Base
- I. Lazy Susan w/Center hinged Door
- J. Deep Bin Lazy Susan
- K. Blind Corner w/Roll-Out Storage
- Lazy Susan w/Revolving Door

OTHER OPTIONS

Are you interested in staggered height wall cabinets? (See example A.) Yes No

Are you interested in staggered depths on wall cabinets? Yes No
(Staggered depth is recommended with staggered height for crown moulding install)

Are you interested in staggered depths on base cabinets? (See example B.) Yes No

Would you be interested in: Island Bar Desk Area

What primary purpose should the island/bar serve?
 Sink Cooktop Food Preparation Serving Eating

Would you like the bar to be: One Level Multi-Level (See example C.)

Would you like the bar to be: Standard Height (40½") Other: _____

Would you like to include material that matches your cabinets to finish the raised bar wall? Yes No

If Yes, please specify type. veneer panel authentic doors



*Please see your kitchen designer for availability. All items shown on this page are not available in ALL cabinet brands nor are they exact representation for all brands. Not all options shown.

identify your bathroom needs

SHOWER/BATH OPTIONS

CHECK THE BATHROOM OPTIONS YOU WOULD LIKE TO INCLUDE:

SHOWER/BATH

- A. Keep Tub
- B. Recoat Tub
- C. Remove Tub/Install Shower Pan
- D. Full Shower
- E. Shower Bench
- F. Grab Rails
- G. Steam Shower/Bench Steam

SURROUND

- H. Tile
- I. Cultured Marble
- J. Wall Niches - How Many? _____

SHOWER DOOR

- K. Framed
- L. Frameless



COUNTER/VANITY OPTIONS

COUNTERTOP

- A. Granite
- B. Quartz
- C. Tile
- D. P-Lam

VANITY

- E. Tall Vanity
- F. Normal Height Vanity



ROOM OPTIONS

ROOM OPTIONS

- A. Paint
- B. Texture
- C. Lighting
- D. Fan
- E. Heated Floor



FLOORING OPTIONS

FLOORING OPTIONS

- A. Tile
- B. Eng. Wood
- C. Vinyl

wsk to complete this page

APPLIANCE SPECIFICATIONS

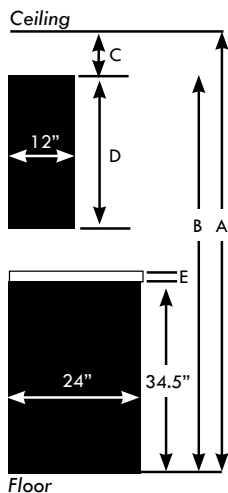
Please fill in the appliance information below completely and accurately. Note: A cabinetry order cannot be placed without appliance dimensions. We want your order to proceed in a timely manner, so please provide this information early on in the design process.

	Brand & Model	Width	Height	Depth	Wood Panels	Other Info.
Refrigerator*					YES or NO	
Range						
Range Hood						
Cooktop						
Single Oven						
Double Oven						
Microwave						
Over-the-Range microwave						
Dishwasher #1					YES or NO	
Dishwasher #2					YES or NO	
Sink						Single or Double
Auxiliary Sink						Location:
Compactor					YES or NO	
Wine Cooler					YES or NO	
Warming Drawer					YES or NO	
Washer					YES or NO	
Dryer						
Television						

* For height of refrigerator, measure to top of hinges.

ROOM INFORMATION

We strongly recommend that you have the person who is installing the cabinetry measure and record the following dimensions. (Please record dimension in INCHES.)



- A. Ceiling Height _____
- B. Cabinet Height _____
If staggered, list different heights.
- C. Soffit/Open Height _____
- D. Wall Cabinet Height _____
If staggered, list different heights.
- E. Countertop Thickness _____

Window Number	Height*	Width*	Off Floor	From Ceiling
1				
2				
3				
4				
5				
6				

*Please include window trim in the width and height dimensions.

room layout grid

DRAW YOUR ROOM LAYOUT



